



Tooth mould chart

Resin Teeth

- SR Vivodent DCL
- SR Vivodent PE
- SR Vivodent
- SR Postaris DCL
- SR Orthotyp DCL
- SR Ortholingual DCL
- SR Orthoplane DCL
- SR Orthosit PE
- SR Orthotyp PE
- SR Orthotyp

Radiopaque Teeth

- SR Vivo TAC/SR Ortho TAC

Selection Criteria

Anterior Teeth

FormSelector

The FormSelector features the Facial Meter to measure the patient's interalar width of the nose which correlates to the selection of an appropriately sized denture tooth mould. The fan style arrangement of the FormSelector presents the actual size of each maxillary anterior mould in order of width (small, medium, large), form (soft, bold) and length (short to long). This arrangement allows the dental professional to hold the cards to the patient's face for easy reference.

Step 1

Select appropriate width of maxillary anterior mould.



Step 2

Select desired tooth form (soft or bold).



Step 3

Select the length of the teeth.



OR:

Ivoclar Vivadent anterior teeth are categorized into square, tapering, and ovoid shapes. Although these are only general descriptions, there are certain characteristics that can be ascribed to each category.

However, it should be noted that each mould has its own individual character and should be viewed in the context of a complete set rather than focusing only on this one set of criteria.

Layers Anterior Teeth



3 Layer Teeth
 – SR Vivodent
 – SR Vivodent DCL



4 Layer Teeth
 – SR Vivodent PE



Square tooth moulds

With this angular shape, the central incisor is dominant. The gingivo-incisal curvature is moderate and the residual ridge is markedly square, indicating a normal bite.



Triangular tooth moulds

This group is characterized by teeth having a rejuvenating crown which tapers towards the cervical ridge. The gingivo-incisal curvature is moderate. The large central incisor has an attractive, slightly triangular shape. The residual ridge is also triangular, sometimes indicating a crossbite.



Oval tooth moulds

The teeth of this category have a pronounced gingivo-incisal curvature. The oval residual ridge often indicates an overbite.

Posterior Teeth

This tooth selection chart facilitates the selection of corresponding sizes to match the selection anterior teeth.

Ivoclar Vivadent offers a variety of posterior occlusal options, which give the clinician the opportunity to select a tooth form that will best meet the functional and esthetic needs of the patient.



N-type mould for normal bite

With **normal bite** types (according to Angle, Class I), the intervestibular line of the anterior profile curve is perpendicular to the occlusal plane. For these patients, N-type moulds are to be used. They are available in five different sizes.



T-type mould for overbite

In the rehabilitation of a deep **overbite** (distal bite, Class II), the receding mandible contrasts with the protruding maxilla. The overbite requires posteriors with steep cusp inclination. For that reason, T-type moulds should be selected. They are available in two sizes.



K-type mould for crossbite

In a **crossbite** situation (Class III), a protruding mandible results in the intervestibular line forming a relatively acute angle in relation to the occlusal plane. K-type moulds are thus indicated, as their inclination is relatively flat. They are also available in two sizes.



SR Postaris DCL

SR Postaris DCL is the exquisite posterior tooth for complete dentures, but particularly for **partial dentures**. The natural occlusal scheme allows the patient excellent mastication, supports functional movements and offers the user a large range of set-up concepts.



SR Ortholingual DCL

The SR Ortholingual DCL posterior tooth combines esthetics, functional occlusion, and excellent abrasion behaviour. SR Ortholingual DCL offers an easy and functional set-up concept, particularly for the **lingualized set-up theory**.



SR Orthoplane DCL

SR Orthoplane DCL is the 0° posterior tooth, the main feature of which is the simple occlusal anatomy. It is particularly suitable for **geroprosthodontics**. The special morphology offers the patient maximum occlusal scope and reduces time when grinding the teeth during treatment.

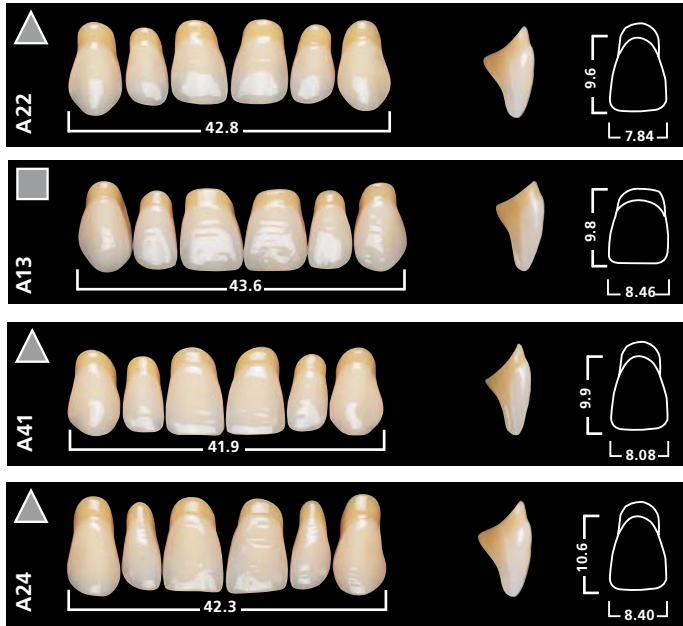
A/P	Tooth line	Shade systems				Material			Layers
		Chromascope	PE	A - D	Bleach	PMMA	DCL	Isosit	
A	SR Vivodent DCL	✓		✓	✓		✓		3
P	SR Postaris DCL	✓		✓	✓		✓		3
P	SR Orthotyp DCL			✓	✓		✓		3
P	SR Orthoplane DCL	✓		✓	✓		✓		3
P	SR Ortholingual DCL	✓		✓	✓		✓		3
A	SR Vivodent PE		✓			✓			4
P	SR Orthotyp PE		✓			✓			4
A	SR Vivodent	✓				✓			3
P	SR Orthotyp	✓				✓			3
P	SR Orthosit PE		✓					✓	4

Anterior Teeth

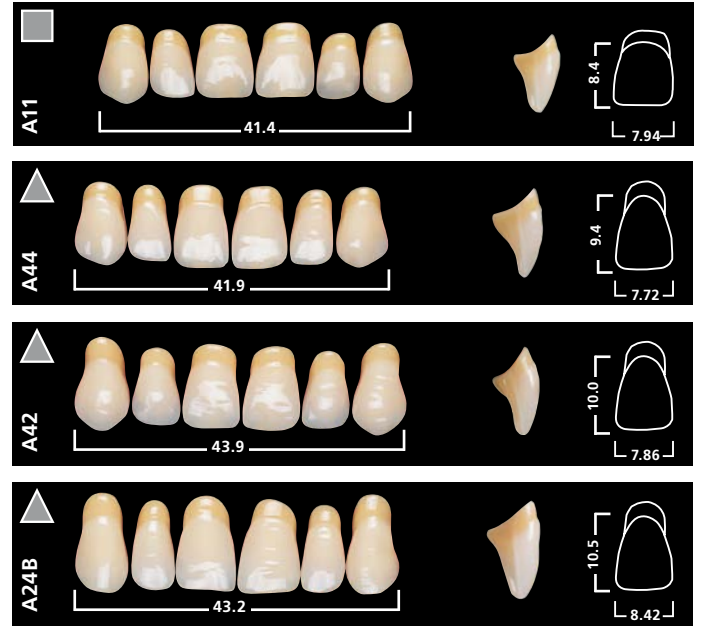
SR Vivodent® PE / SR Vivodent® DCL / SR Vivodent® *

SMALL

SOFT

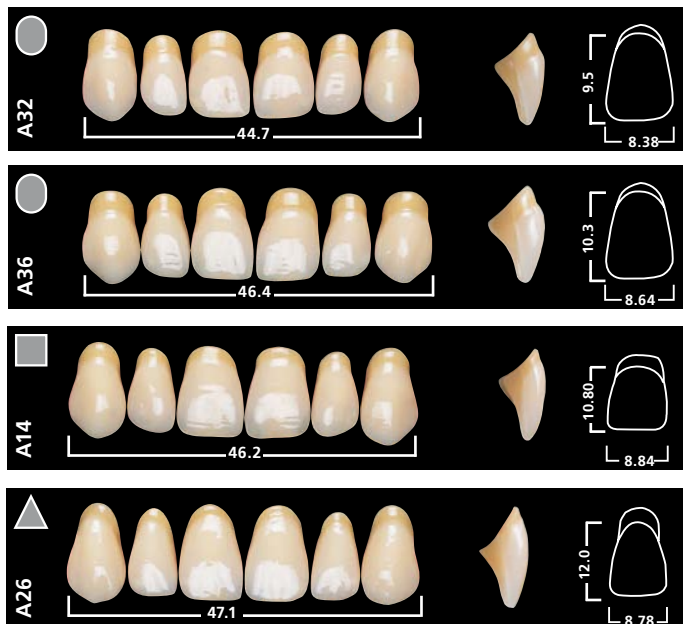


Bold

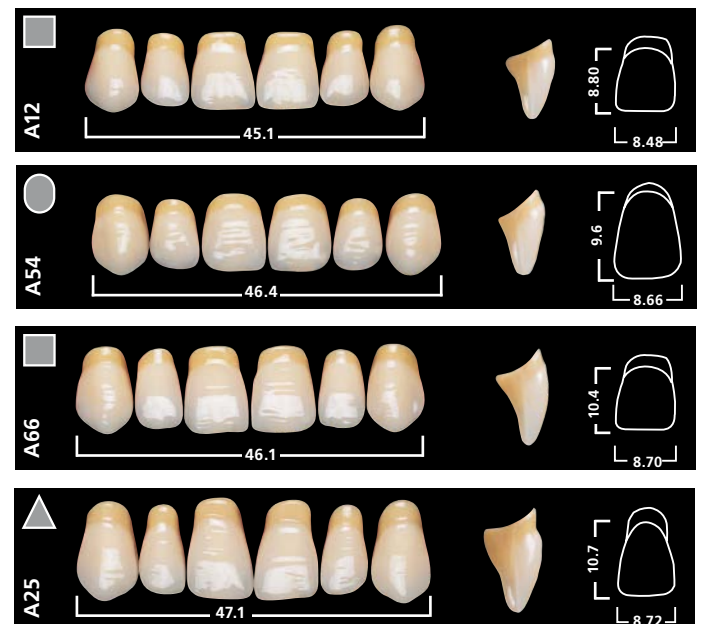


MEDIUM

SOFT



Bold



*For information on availability, please contact your Ivoclar Vivadent sales organisation

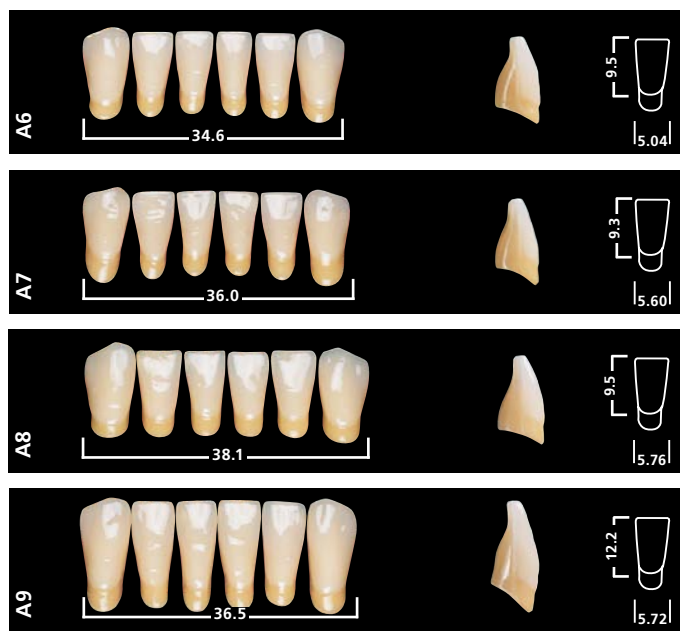
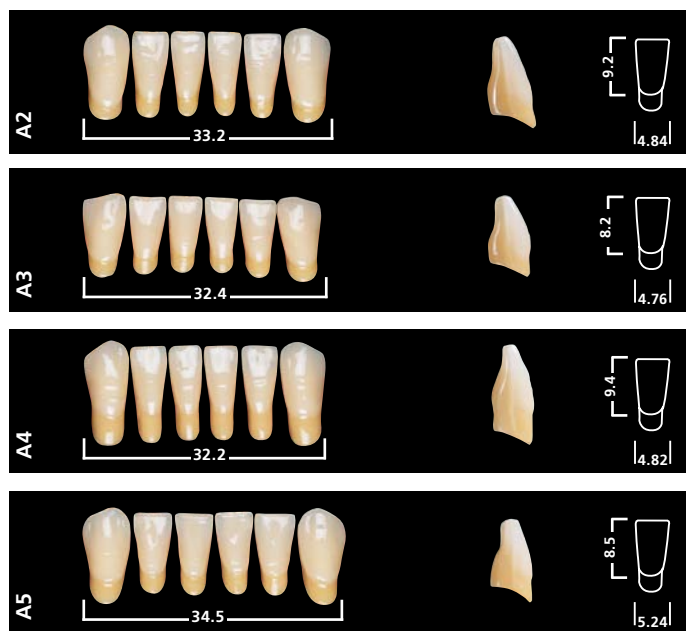
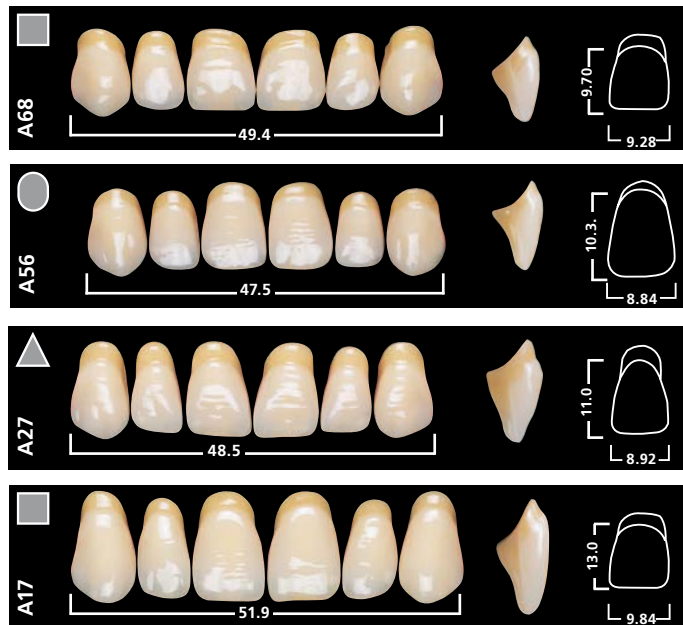
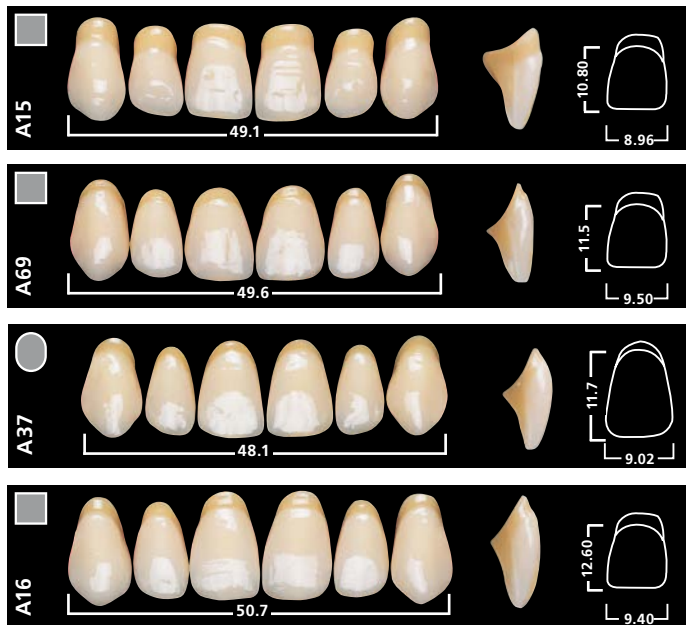
Anterior Teeth

SR Vivodent® DCL / SR Vivodent® PE / SR Vivodent® *

LARGE

SOFT

Bold



The following tooth moulds are not available:
SR Vivodent: A16, A26, A37, A69

*For information on availability, please contact your Ivoclar Vivadent sales organisation

Posterior Teeth

SR Orthotyp® PE / SR Orthosit® PE / SR Orthotyp® DCL / SR Orthotyp® *

N-type mould for normal bite



Posterior Teeth

SR Orthosit® PE / SR Orthotyp® PE

T-type for overbite



K-type for crossbite



Posterior Teeth

SR Postaris® DCL



Posterior Teeth

SR Ortholingual® DCL






SR Orthoplane® DCL



Combination Table

This combination table is recommended as a guideline. In case of particular anatomical conditions, deviations are possible.

Anterior Teeth		Posterior Teeth					
upper	lower	P DCL Resin partial	N Resin normal	K Resin crossbite	T Resin overbite	L DCL Resin lingual contact	M DCL Resin Monoplane
 A 11	A 3	PU-1 / PL-1	N 3	K 2 / K 4	T4	LU3 / LL3	MU3 / ML3
A 12	A 5	PU-1 / PL-1, PU-1.5 / PL-1.5	N 3	K 2 / K 4	T4	LU3 / LL3	MU3 / ML3
A 13	A 5	PU-2 / PL-2	N 3 / N 5	K 4	T4	LU3 / LL3	MU3 / ML3
A 14	A 6 / A 7	PU-3 / PL-3, PU-3.5 / PL-3.5	N 5	K 4	T4	LU5 / LL5	MU5 / ML5
A 15	A 8	PU-3.5 / PL-3.5, PU-4 / PL-4	N 4	K 4	T4 / T6	LU5 / LL5	MU5 / ML5
**A 16	A 9	PU-4 / PL-4	N 6	K 4	T4 / T6	LU5 / LL5 LU6 / LL6	MU5 / ML5 MU6 / ML6
A 17	A 9	PU-4 / PL-4	N 6	K 4	T4	LU5 / LL5 LU6 / LL6	MU5 / ML5 MU6 / ML6
A 66	A 5 / A 7	PU-3 / PL-3 / PU-3.5 / PL-3.5	N 5	K 4	T4	LU5 / LL5	MU5 / ML5
A 68	A 7	PU-3.5 / PL-3.5 / PU-4 / PL-4	N 4 / N 5	K 4	T4	LU5 / LL5	MU5 / ML5
**A 69	A 7 / A 8	PU-4 / PL-4	N 4 / N 6	K 4	T4 / T6	LU5 / LL5 LU6 / LL6	MU5 / ML5 MU6 / ML6
 A 22	A 3	PU-1 / PL-1, PU-1.5 / PL-1.5	N 3 / N 5	K 2 / K 4	T4	LU3 / LL3	MU3 / ML3
A 24	A 2	PU-2 / PL-2	N 2	K 4	T4	LU3 / LL3	MU3 / ML3
A 24 B	A 4 / A 5	PU-2 / PL-2	N 2	K 4	T4	LU3 / LL3	MU3 / ML3
A 25	A 9	PU-3 / PL-3, PU-3.5 / PL-3.5	N 4	K 4	T4	LU5 / LL5	MU5 / ML5
**A 26	A 7	PU-3.5 / PL-3.5, PU-4 / PL-4	N 4	K 4	T4 / T6	LU5 / LL5	MU5 / ML5
A 27	A 8	PU-4 / PL-4	N 4	K 4	T4	LU5 / LL5	MU5 / ML5
A 41	A 3 / A 5	PU-1 / PL-1, PU-1.5 / PL-1.5	N 3 / N 5	K 2 / K 4	T4	LU3 / LL3	MU3 / ML3
A 42	A 5	PU-1 / PL-1, PU-1.5 / PL-1.5	N 3 / N 5	K 4	T4	LU5 / LL5	MU5 / ML5
A 44	A 3	PU-1 / PL-1, PU-1.5 / PL-1.5	N 3 / N 5	K 2 / K 4	T4	LU3 / LL3	MU3 / ML3
 A 32	A 3 / A 5	PU-1.5 / PL-1.5, PU-2 / PL-2	N 3 / N 5	K 2 / K 4	T4	LU5 / LL5	MU5 / ML5
A 36	A 7	PU-3 / PL-3, PU-3.5 / PL-3.5	N 5	K 4	T4	LU5 / LL5	MU5 / ML5
**A 37	A 7 / A 8	PU-3.5 / PL-3.5, PU-4 / PL-4	N 5	K 4	T4 / T6	LU5 / LL5	MU5 / ML5
A 54	A 5	PU-2 / PL-2, PU-3 / PL-3	N 5	K 4	T4	LU5 / LL5	MU5 / ML5
A 56	A 7 / A 8	PU-3 / PL-3, PU-3.5 / PL-3.5	N 5	K 4	T4	LU5 / LL5	MU5 / ML5

**** The tooth moulds A16, A26, A37, A69 are only available for the tooth lines SR Vivodent DCL and SR Vivodent PE.**

Radiopaque Teeth

SR Vivo TAC® / SR Ortho TAC®

Radiopaque teeth for the fabrication of diagnostic stents

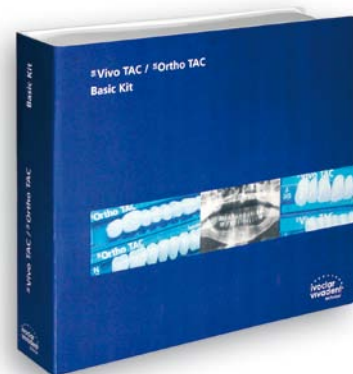
The new radiopaque teeth SR Vivo TAC / SR Ortho TAC offer an efficient solution for determining the future placement, location and angulation of implants.

The innovative SR Vivo TAC / SR Ortho TAC teeth allow the diagnostic steps needed for planning the placement of implants to be conducted carefully.

Anterior Teeth



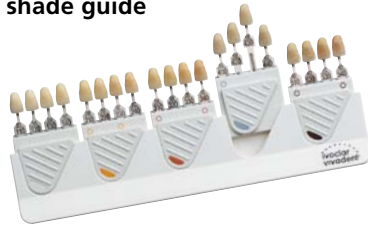
Posterior Teeth



Shade selection

with the Chromascop shade guide

- SR Vivodent DCL
- SR Postaris DCL (also available in A-D shades)
- SR Vivodent
- SR Orthotyp
- SR Ortholingual DCL (A-D shades also available)
- SR Orthoplane DCL (A-D shades also available)



The Chromascop is the shade standard for the Ivoclar Vivadent lines of products. The uniform shading of C&B veneering materials (e.g. IPS d.SIGN®, IPS InLine®/IPS InLine® PoM, SR Adoro®, SR Chromasit®, SR Spectrasit®, SR Ivocron®), the SR Vivodent DCL anterior and the SR Postaris DCL posterior tooth line sets new standards especially for combined denture prosthetics.

with the SR Vivodent PE special shade guide

- SR Vivodent PE
- SR Orthotyp PE

This shade guide is coordinated with SR Vivodent PE/SR Orthotyp PE tooth lines. The special 'Pearl' effect renders these tooth lines especially suitable for complete denture prosthetics.



with the BlueLine shade guide

The shade guide with teeth made of DCL material in 20 A-D and 4 Bleach BL shades is a convincing auxiliary for the shade determination of:

- SR Vivodent DCL
- SR Postaris DCL
- SR Orthotyp DCL
- SR Ortholingual DCL
- SR Orthoplane DCL



Characterization of resin teeth

Increasing esthetic demands placed on removable dentures call for the possibility of individual characterization of resin teeth. In combined denture prosthetics, this has become an indispensable part of the daily practice. The material composition of SR Vivodent DCL / SR Postaris DCL permit individual adjustments of shape and shade by means of SR Adoro, SR Chromasit Color and Intensive, SR Spectrasit or SR Ivocron veneering materials (according to the corresponding instructions for use).

Ivoclar Vivadent ICDE



Always being on the latest standard of knowledge is a sign of your competence. Ivoclar Vivadent supports you in achieving this goal by conveying to you both knowledge about the latest products and know-how with regard to practice-oriented application and working techniques. The Ivoclar

Vivadent ICDE continuously offers basic and advanced training courses tailored to your needs.

Ask for our Course Programme!

Part of the Biofunctional Prosthetic System



CE 0123

Descriptions and data constitute no warranty of attributes.
Printed in Liechtenstein
© Ivoclar Vivadent AG, Schaan/Liechtenstein
561355/1010/e/BVD

Ivoclar Vivadent AG
Benderstr. 2
FL-9494 Schaan
Principality of Liechtenstein
Tel. +423 / 235 35 35
Fax +423 / 235 33 60
www.ivoclarvivadent.com

ivoclar
vivadent
passion vision innovation