

Facts & Figures 2011



Sales volume

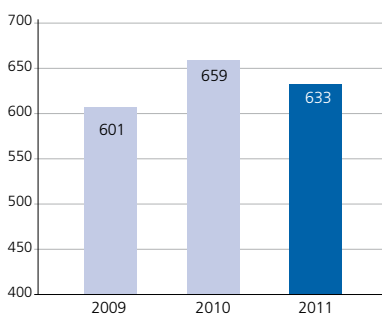
2011: 633 m Swiss francs

Change vs previous year:

- in CHF (due to negative currency effects): - 4%
- in local currencies: + 9%

+9%
in local currencies

Sales (in m Swiss francs)

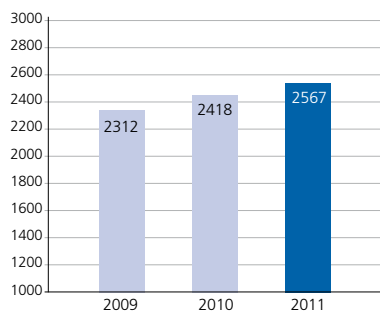


Facts & Figures 2011



Number of employees

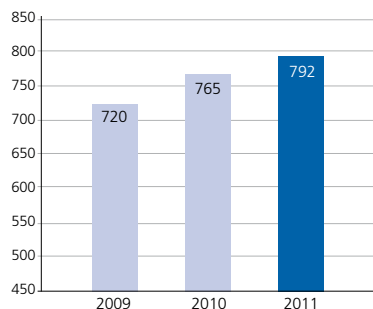
worldwide



New jobs created worldwide

149

at the headquarters in Schaan



according to company sectors

