

# Tetric®

The composite

Prime  
Handling



## The solution for all cavities

Efficient  
Esthetics

# The solution for all cavities

Stripping back to the essentials has never felt better. The four newest composites of the proven Tetric product family offer increased efficiency and enhanced treatment results compared with the predecessor materials.

**Tetric® Prime** is a sculptable universal composite and **Tetric EvoFlow®** is a flowable universal composite for anterior and posterior restorations.

**Tetric® PowerFill** is a sculptable and **Tetric® PowerFlow** a flowable posterior 4-mm composite with light-curing times starting from 3 seconds.

chameleon effect ensures  
**a natural shade blend**

**true-to-nature esthetics**  
for posterior restorations

**time savings** of  
up to **57%**<sup>1</sup>

**one kit** for  
all cavities

**superior handling**<sup>2</sup>  
in daily use

More than

# 500

million restorations placed worldwide<sup>3</sup>



<sup>1</sup> Tetric PowerFill and Tetric PowerFlow compared to Tetric EvoFlow and Tetric EvoFlow, data available upon request.  
<sup>2</sup> Tetric Prime offers excellent handling.  
<sup>3</sup> based on sales figures



# Chameleon effect ensures a natural shade blend

If you want to replace lost tooth structure with a natural-looking esthetic restoration, you will require materials designed to mimic the light optical properties of the natural enamel and dentin as closely as possible.

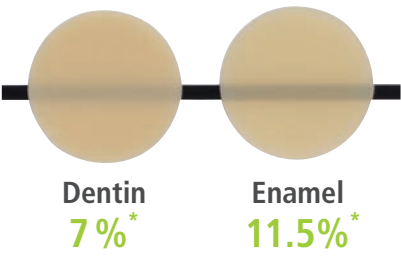
**Universal enamel shades for small defects**

In most cases, you will need to apply only one shade-matched material to achieve a lifelike esthetic result.

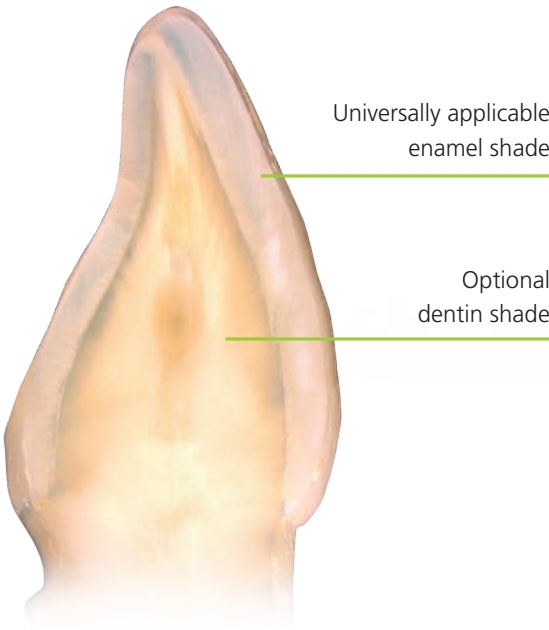
**Additional dentin shades for large defects**

Both Tetric Prime and Tetric EvoFlow offer various dentin shades with a low translucency to restore large defects or cavities with heavily stained dentin surfaces.

**Translucency levels of the Tetric® Prime shades**



\* Example values  
R&D Ivoclar Vivadent, Liechtenstein, 2019



Source: R&D Ivoclar Vivadent, Liechtenstein



**Exceptional chameleon effect**

The special monomer and filler mixture is responsible for the exceptional chameleon effect. This effect ensures a natural shade blend with the surrounding dentition.

The refractive index of the monomer matrix matches that of the fillers - in this case, of the glass rod. It appears nearly invisible.

**Anterior restoration** made of Tetric EvoFlow® A2 Dentin and Tetric® Prime A2

Source: Dr Carola Pentelescu, Ivoclar Vivadent, Liechtenstein



Starting situation: Insufficient mesio-palatal composite filling on tooth 12



Final situation

**Posterior restoration** made of Tetric EvoFlow® A2 Dentin and Tetric® Prime A2

Source: Dr Carola Pentelescu, Ivoclar Vivadent, Liechtenstein



Starting situation: Insufficient disto-occlusal composite filling on tooth 34



Final result

# True-to-nature esthetics for posterior restorations

The 4-mm composites Tetric PowerFill and Tetric PowerFlow allow you to achieve the same esthetic results in the posterior region as with conventional composites.



The highly reactive, patented light initiator **Ivocerin®** has paved the way for the development of Tetric PowerFill and Tetric PowerFlow for esthetic posterior restorations.


Conventional composites designed for the placement of large increments are often very translucent. Ivocerin-containing composites offer enamel- and dentin-like translucency levels and up to 4-mm increment placements whilst achieving a reliable depth of cure.



The **Aessencio® technology** presents a milestone in the esthetic optimization of 4-mm composites. The material features a high initial translucency to be able to cure to the desired depth of cure. Whilst polymerizing, it gradually changes to a more opaque shade. In the case of Tetric PowerFlow, the final translucency is below 10% – a value that is very close to that of natural dentin. This allows stained tooth structure to be concealed effectively.



The in-vitro test<sup>1</sup> demonstrates the effect of the Aessencio technology: The black lines under the Tetric PowerFlow sample are clearly visible before light-curing. After curing, they are completely masked due to the change in translucency:



## Well-matched materials:

The different consistencies and shades are uniquely formulated to be used in any combination. Very lifelike posterior restorations are possible, for example, when Tetric PowerFlow and Tetric Prime are combined.

<sup>1</sup> R&D Ivoclar Vivadent AG, Liechtenstein





# High process reliability and fewer increments

Tetric PowerFill and Tetric PowerFlow combine the advantages of a streamlined application protocol with the process reliability of conventional composites.

The layer thickness can be increased to up to 4mm. Compared with conventional layering techniques, fewer increments are required, creating ideal conditions for you to minimize process errors.

high process reliability in use

less susceptibility to process-related air entrapments

reliable depth of cure in increments up to 4mm



# Fewer errors thanks to short curing times

Light polymerization is seen as the most common source of error in direct restorative treatments. An efficient polymerization protocol that minimizes the curing time to the shortest possible length reduces the risks inherent in the light-curing step and increases the quality of the final restoration.

The light intensity produced by the curing device has a decisive effect on the length of time required to polymerize a composite. State-of-the-art curing lights can produce light intensities of up to 3,000 mW/cm². They allow exposure times to be reduced to be as short as 3 seconds in some cases. Should the curing light be accidentally moved during the curing procedure, the intelligent curing assistant of the Bluephase® PowerCure sends out an alert.

In addition, all shades of the Tetric family of products can be cured with the same exposure times.

Light intensity (mW/cm²)	Curing time	
500 – 900	20 s	
900 – 1,400	10 s	e.g. Bluephase® G4
1,800 – 2,200	5 s	
2,700 – 3,300	3 s	e.g. Bluephase® PowerCure



# Excellent handling properties to suit every situation

Four different composite materials are all you need to meet the requirements of every direct restorative need. And they even offer you flexibility to exercise your personal preferences in your restorative treatments.

## Prime Handling

“Tetric Prime has a creamy consistency, yet it is stable and very easy to adapt. I'm looking forward to using it in my practice.”

Dr med. dent. Manuela Brajković-Deković  
Dental Clinic Poreč, Croatia



### Sculptable handling and reduced stickiness

Due to its creamy consistency, **Tetric® Prime** can be used with ease to restore anterior and posterior teeth. The reduced stickiness of Tetric® Prime and **Tetric® PowerFill** facilitates the creation of anatomical structures. Modelling instruments such as OptraSculpt® and OptraSculpt Pad® are ideal for this task.



### Flowable when desired

While **Tetric EvoFlow®** is flowable under pressure, it remains in place when no pressure is exerted. Due to its thixotropic properties, Tetric EvoFlow® can be applied exactly where it is needed, making it suitable for use as a liner as well as a desired choice for small defects or anterior restorations.



### Self-levelling consistency

**Tetric® PowerFlow** ensures excellent adaptation to cavity walls. It is ideally suited to fill large cavities in the posterior region.

## Time-tested quality and durability

The Tetric range of products combines proven product features with state-of-the-art technology. The first protagonist of this range, Tetric EvoCeram®, has been successfully used in clinical applications for over ten years.

**high radiopacity**  
of up to 400 % Al

**low shrinkage stress**  
of e.g. 2.1 % in the case of Tetric PowerFill

**long processing times**  
of more than 3 minutes\*

**high flexural strength values**  
e.g. Tetric PowerFill: 119 MPa \*\*

\* according to ISO 4049

\*\* batch W92823; measured by Ivoclar Vivadent

# One kit for all cavities

The Tetric Line kit comprises all 4 composite materials in the most popular shades for everyday restorative applications. With Tetric Prime, Tetric PowerFill and Tetric PowerFlow, the kit features the latest developments of the Tetric family, enabling a streamlined application protocol and excellent handling.

## **Tetric® Prime**

shades A2, A2 Dentin and A3 are included in the kit

## **Tetric EvoFlow®**

shade A3 is included in the kit

## **Tetric® PowerFill**

shade IV A is included in the kit

## **Tetric® PowerFlow**

shade IV A is included in the kit



Example of a  
Tetric Line System Kit





# Experience the difference with 3s PowerCure



When direct Class I and II restorations are placed in permanent posterior teeth, 3-second exposures from the occlusal aspect are sufficient for all curing steps with the Bluephase PowerCure in the 3sCure mode. Simply expose Adhese Universal, Tetric PowerFill and Tetric PowerFlow to the light-intensity of 3,000 mW/cm<sup>2</sup> produced by the curing light. You will notice right away that the curing time you require is considerably reduced. At the same time, you will continue to achieve the customary high-quality esthetic results.

## Save up to 57% on time in the posterior region<sup>1</sup>

Maximize the efficiency of your workflow with Tetric PowerFill and Tetric PowerFlow. This means: You will need fewer increments, fewer changes of composite, modelling instrument and curing light to complete a restoration – whilst achieving the same or even better treatment results compared with conventional layering techniques.

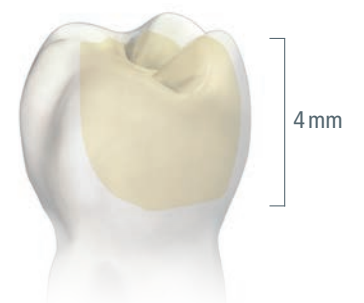
The 3s PowerCure product system enables you to increase the efficiency of your workflow even further by offering 3-second exposure times compared with the placement of conventional 4-mm composites.

“There is no way around the polymerization of composite materials. A 3-second cure comes in exceptionally handy here.”

**Dr Nathaniel Lawson**  
Assistant Professor and Division Director of Biomaterials  
UAB School of Dentistry, Birmingham, USA



Fewer steps thanks to 4-mm increments:





# Efficient esthetics – even better together

The efficiency of the treatment procedure can be enhanced even further by combining the Tetric line with other state-of-the-art products from Ivoclar Vivadent.

// While I had to schedule 45 minutes for an MOD filling in the past, I only need 30 minutes today for this type of restoration in the same high quality and esthetics – thanks to Tetric® PowerFill, Adhese® Universal and the short light-curing times of the Bluephase® PowerCure. //

**Dr Petr Hajný**  
Prague, Czech Republic



# 3 instead of 2 patients

treated in the same amount of time without compromises in quality

**Save valuable time during appointments.**

The diagram compares the time scheduled for conventional and efficiency-optimized treatment protocols to place Class II MOD restorations.

45  
minutes

conventional

30  
minutes

efficiency-optimized

Source: Special Feature "A fast and comfortable way of restoring teeth", Ivoclar Vivadent



**More information:**  
[www.ivoclarvivadent.com/hajny-en](http://www.ivoclarvivadent.com/hajny-en)



## 1 Isolate

Effective isolation with **OptraGate®**, cotton rolls and saliva ejector



## 2 Bond

Direct intraoral application of **Adhese® Universal** with the efficient VivaPen®



## Restore

**Tetric®** – The solution for all cavity classes

# 3



## 4 Contour

Time-saving contouring with **OptraSculpt®** due to its anti-stick effect



## 5 Cure

Reliable and fast curing with the **Bluephase®** curing units



## 6 Polish

High-gloss polishing in only one step **OptraGloss®**

## Efficient Esthetics

Products that are optimally coordinated for direct restorative procedures enhance the efficiency with which high-quality esthetic restorations can be achieved.

# Tetric® CAD – the esthetic composite block

Tetric CAD is an esthetic composite block for the efficient fabrication of indirect single-tooth restorations by means of the CAD/CAM technique. Due to the material’s excellent chameleon effect, Tetric CAD restorations blend seamlessly with the remaining natural tooth structure.

Tetric CAD ideally complements the Tetric line range of conventionally layered composite resins for inlays, onlays, veneers and crowns. Immediately after grinding, the restorations are polished and then seated using an adhesive cementation protocol. This processing technique is very efficient and allows esthetic results to be achieved quickly and easily.

The blocks are available in two translucency levels: MT (Medium Translucency, recommended for laminate veneers and crowns), which is available in five shades, and HT (High Translucency, recommended for inlays and onlays), which is available in four shades. While the small size I12 block is suitable for inlays, the large block C14 provides sufficient material for a crown.



“ Tetric CAD is fast and easy to process. After the restoration has been ground, it can be polished to a high gloss in no time. ”

**Dr Lukas Enggist**  
Ivoclar Vivadent, Schaan, Liechtenstein

Indications:

Tetric composites	Tetric CAD
Direct restorations	Indirect restorations
Class I – V	Inlays, onlays, veneers, crowns



# Delivery forms

Tetric composites

Tetric® Prime – The universal composite	
Refills	available as 1 x 3-g syringes, 3 x 3-g syringes and 20 x 0.25-g Cavifils in the following shades: <b>Enamel shades (11,5% ):</b> A1, A2, A3, A3.5, A4, B1, B2, C2 <b>Dentin shades (7% ):</b> A2 Dentin, A3.5 Dentin <b>Highly translucent enamel shade (15% ):</b> T <b>Bleach shades:</b> Bleach L
Shade guide	Tetric Prime shade guide

Tetric EvoFlow® – The universal flowable composite	
Refills	available as 1 x 2-g syringe and 20x 0.2-g Cavifils in the following shades: <b>Enamel shades (12% ):</b> A1, A2, A3, A3.5, A4, B1, B3 <b>Dentin shades (7% ):</b> A2 Dentin, A3.5 Dentin, B2 Dentin <b>Highly translucent enamel shade (23% ):</b> T <b>Bleach shades:</b> Bleach XL, Bleach L, Bleach M
Shade guide	Tetric EvoFlow shade guide

Tetric® PowerFill – The sculptable 4-mm composite	
Bluephase PowerCure & System Kit Syringe	1x Bluephase PowerCure 100–240V with system kit: 1x 3-g syringe Tetric PowerFill "A, 1x 2-g syringe Tetric PowerFlow "A, 1x 2 ml Adhese Universal VivaPen
Bluephase PowerCure & System Kit mixed	1x Bluephase PowerCure 100–240V with system kit: 20x 0.2 g Tetric PowerFill "A, 1x 2-g syringe Tetric PowerFlow "A, 1x 2 ml Adhese Universal VivaPen
Tetric PowerFill System Kit Syringe	1x 3-g syringe Tetric PowerFill "A, 1x 2-g syringe Tetric PowerFlow "A, 1x 2 ml Adhese Universal VivaPen
Tetric PowerFill System Kit mixed	20x 0.2 g Tetric PowerFill "A, 1x 2-g syringe Tetric PowerFlow "A, 1x 2 ml Adhese Universal VivaPen
Refills	available as 1 x 3-g syringes, 3 x 3-g syringes and 20 x 0.2-g Cavifils in the following shades: <b>Universal shades (15% ):</b> IV A, IV B <b>Bleach shades:</b> IV W
Shade guide	Tetric PowerFill & Tetric PowerFlow shade guide

Tetric® PowerFlow – The flowable 4-mm composite	
Refills	available as 1 x 2-g syringes and 20 x 0.2-g Cavifils in the following shades: <b>Dentin shades (&lt;10% ):</b> IV A, IV B <b>Bleach shades:</b> IV W
Shade guide	Tetric PowerFill & Tetric PowerFlow shade guide

Tetric Line – The solution for all cavities	
Tetric Line System Kit Syringe	1 x Tetric PowerFill "A, 1 x Tetric PowerFlow "A, 1 x Tetric Prime A2, 1 x Tetric Prime A3, 1 x Tetric Prime A2 Dentin, 1 x Tetric EvoFlow A3, 1 x Adhese Universal VivaPen
Tetric Line System Kit mixed	10x Tetric PowerFill "A, 1 x 2-g syringe Tetric PowerFlow "A, 10x Tetric Prime A2, 10x Tetric Prime A3, 5x Tetric Prime A2 Dentin, 1 x 2-g syringe Tetric EvoFlow A3, 1 x Adhese Universal VivaPen

Accessories

20 x 1.2-mm Tips black

Tetric PowerFlow



20 x 0.9-mm Tips black

Tetric EvoFlow and IPS Empress Direct Opaque



<sup>1</sup> Translucency (sample values), Technical Data Sheet Ivoclar Vivadent